
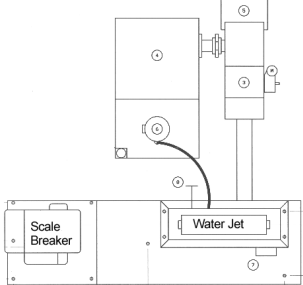
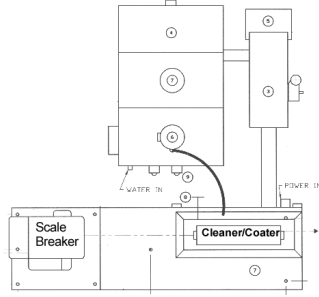
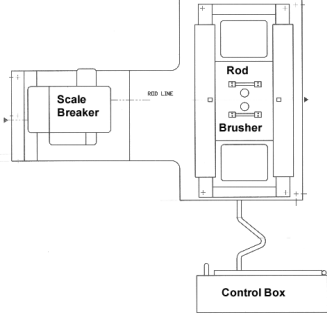
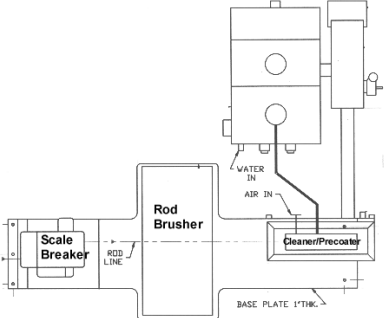


Wire Lab Company Descaler Layout Information

MODEL	LENGTH	OVERALL WIDTH	APPROX. WEIGHT
 <p style="text-align: right;">920</p>	76" (1.9M)	21.5" (.55M)	1800Lb 820Kg
 <p style="text-align: right;">1030</p>	76" (1.9M)	67" (1.7M)	2,300Lb 1,050Kg
 <p style="text-align: right;">1060</p>	76" (1.9M)	67" (1.7M)	2,400Lb 1,090Kg
 <p style="text-align: right;">1250</p>	69" (1.75M)	45" (1.14M)	3,000Lb 1,300Kg
 <p style="text-align: right;">1750</p>	108" (2.74M)	92" (2.33M)	5,000Lb 2,270Kg